


Doing Business 2014

Understanding Regulations for Small and Medium-Size Enterprises



Comparing Business Regulations for Domestic Firms in 189 Economies

THE INDEX

Access to credit: small business



Doing Business 2014

Understanding Regulations for Small and Medium-Size Enterprises

Comparing Business Regulations for Domestic Firms in 189 Economies

A World Bank Group Corporate Flagship

Rank	Economy	DB2014 reforms
127	Honduras	0
128	Egypt, Arab Rep.	0
129	Kenya	0
130	Bangladesh	1
131	Bosnia and Herzegovina	0
132	Uganda	1
133	Yemen, Rep.	0
134	India	0
135	Ecuador	1
136	Lesotho	1
137	Cambodia	0
138	West Bank and Gaza	1
139	Mozambique	2
140	Burundi	6
141	Bhutan	2
142	Sierra Leone	0
143	Tajikistan	2
144	Liberia	2
145	Tanzania	2
146	Uzbekistan	6
147	Nigeria	0
148	Madagascar	2
149	Sudan	0
150	Gambia, The	1
151	Iraq	0
152	Iran, Islamic Rep.	0
153	Algeria	0
154	Burkina Faso	1
155	Mali	0
156	Micronesia, Fed. Sts.	0
157	Togo	3
158	Comoros	1
159	Lao PDR	1
160	Djibouti	3

BOSNIA AND HERZEGOVINA

Ease of doing business (rank)	131	Europe & Central Asia Upper middle income	GNI per capita (US\$)	4,650	
Starting a business (rank)	174	Registering property (rank)	96	Trading across borders (rank)	107
Procedures (number)	11	Procedures (number)	7	Documents to export (number)	8
Time (days)	37	Time (days)	25	Time to export (days)	16
Cost (% of income per capita)	14.9	Cost (% of property value)	5.3	Cost to export (US\$ per container)	1,260
Minimum capital (% of income per capita)	29.1			Documents to import (number)	8
		Getting credit (rank)	73	Time to import (days)	13
Dealing with construction permits (rank)	175	Strength of legal rights index (0–10)	5	Cost to import (US\$ per container)	1,200
Procedures (number)	17	Depth of credit information index (0–6)	5		
Time (days)	179	Public registry coverage (% of adults)	39.1	Enforcing contracts (rank)	115
Cost (% of income per capita)	1,100.2	Private bureau coverage (% of adults)	4.9	Procedures (number)	37
				Time (days)	595
Getting electricity (rank)	164	Protecting investors (rank)	115	Cost (% of claim)	34.0
Procedures (number)	8	Extent of disclosure index (0–10)	3		
Time (days)	125	Extent of director liability index (0–10)	6	Resolving insolvency (rank)	77
Cost (% of income per capita)	492.4	Ease of shareholder suits index (0–10)	5	Time (years)	3.3
		Strength of investor protection index (0–10)	4.7	Cost (% of estate)	9
				Recovery rate (cents on the dollar)	36.0
		× Paying taxes (rank)	135		
		Payments (number per year)	40		
		Time (hours per year)	407		
		Total tax rate (% of profit)	25.5		

Doing Business in South East Europe 2011



COMPARING BUSINESS REGULATION ACROSS THE REGION AND WITH 183 ECONOMIES

Where is it easy to start a business—and where not?

RANK	City <i>Economy</i>	RANK	City <i>Economy</i>
1	Skopje <i>FYR Macedonia (easiest)</i>	12	Uzice <i>Serbia</i>
2	Bitola <i>FYR Macedonia</i>	13	Balti <i>Moldova</i>
3	Tetovo <i>FYR Macedonia</i>	14	Vranje <i>Serbia</i>
4	Pljevlja <i>Montenegro</i>	14	Zrenjanin <i>Serbia</i>
5	Niksic <i>Montenegro</i>	16	Krusevac <i>Serbia</i>
6	Podgorica <i>Montenegro</i>	17	Chisinau <i>Moldova</i>
7	Vlora <i>Albania</i>	18	Banja Luka <i>Bosnia and Herzegovina</i>
8	Shkodra <i>Albania</i>	19	Sarajevo <i>Bosnia and Herzegovina</i>
9	Durres <i>Albania</i>	20	Mostar <i>Bosnia and Herzegovina</i>
10	Tirana <i>Albania</i>	21	Prizren <i>Kosovo</i>
11	Belgrade <i>Serbia</i>	22	Pristina <i>Kosovo (most difficult)</i>

Banja Luka, Bosnia and Herzegovina

Starting a business (rank)	18	Registering property (rank)	21
Procedures (number)	10	Procedures (number)	7
Time (days)	21	Time (days)	103
Cost (% of income per capita)	16.0	Cost (% of the property value)	3.2
Paid-in minimum capital (% of income per capita)	30.5		
		Enforcing contracts (rank)	15
Dealing with construction permits (rank)	3	Procedures (number)	37
Procedures (number)	18	Time (days)	1,220
Time (days)	228	Cost (% of claim)	27.7
Cost (% of income per capita)	415.3		

The Global Competitiveness Report 2013–2014

Full Data Edition

Klaus Schwab, World Economic Forum

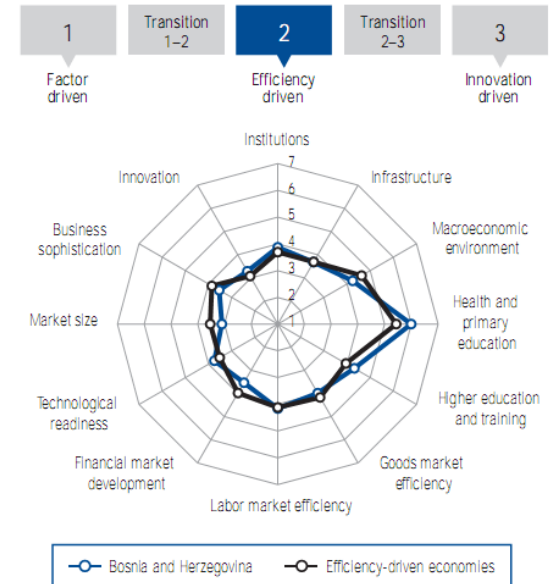


INDICATOR	VALUE	RANK/148
6th pillar: Goods market efficiency (cont'd.)		
6.06 No. procedures to start a business*	11	126
6.07 No. days to start a business*	37	120
6.08 Agricultural policy costs	3.8	76
6.09 Prevalence of trade barriers	4.0	107
6.10 Trade tariffs, % duty*	4.9	67
6.11 Prevalence of foreign ownership	4.4	88
6.12 Business impact of rules on FDI	4.3	92
6.13 Burden of customs procedures	4.3	55
6.14 Imports as a percentage of GDP*	60.8	41
6.15 Degree of customer orientation	4.6	67
6.16 Buyer sophistication	2.5	139

Global Competitiveness Index

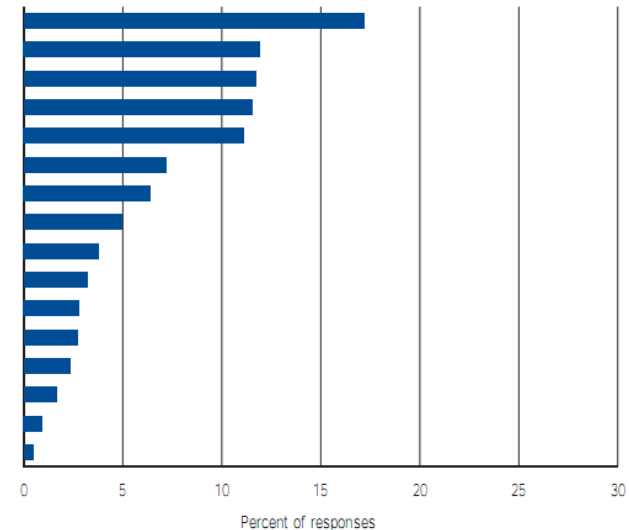
	Rank (out of 148)	Score (1–7)
GCI 2013–2014	87	4.0
GCI 2012–2013 (out of 144)	88	3.9
GCI 2011–2012 (out of 142)	100	3.8
Basic requirements (40.0%)		
Basic requirements (40.0%)	81	4.4
Institutions	71	3.9
Infrastructure	83	3.7
Macroeconomic environment	104	4.2
Health and primary education	46	6.0
Efficiency enhancers (50.0%)		
Efficiency enhancers (50.0%)	89	3.8
Higher education and training	63	4.3
Goods market efficiency	104	4.0
Labor market efficiency	88	4.2
Financial market development	113	3.5
Technological readiness	73	3.7
Market size	98	3.1
Innovation and sophistication factors (10.0%)		
Innovation and sophistication factors (10.0%)	89	3.4
Business sophistication	110	3.5
Innovation	63	3.3

Stage of development



The most problematic factors for doing business

Access to financing	17.2
Policy instability	11.9
Tax rates	11.7
Government instability/coups	11.5
Inflation	11.1
Tax regulations	7.2
Inefficient government bureaucracy	6.4
Foreign currency regulations	4.9
Corruption	3.8
Restrictive labor regulations	3.2
Insufficient capacity to innovate	2.8
Poor work ethic in national labor force	2.7
Inadequate supply of infrastructure	2.3
Crime and theft	1.7
Inadequately educated workforce	0.9
Poor public health	0.5



Bosnia and Herzegovina

GDP **\$17 B** As of December 2013

+ [Follow](#) (2)

At a Glance

GDP Growth: **-0.7%**

GDP/Capita: **\$4,500**

Trade Balance: **-7.9%**

Population: **3.9 M**

Public Debt As % of GDP: **44%**

Unemployment: **43.3%**

Inflation: **2.1%**

Forbes Lists

#82 Best Countries for Business

Rankings

Trade Freedom

35

Monetary Freedom

42

Property Rights

104

Innovation

60 ↑

Technology

69

Red Tape

135

Investor Protection

96 ↓

Corruption

65 ↑

Personal Freedom

69 ↑

Tax Burden

104

Market Performance

78

80



Brazil

81



Albania

82



Bosnia and Herzegovina

83



Sri Lanka

84



Indonesia

85



Guyana

86



Serbia

87



Lebanon

88



Moldova

89



Madagascar

90



Philippines

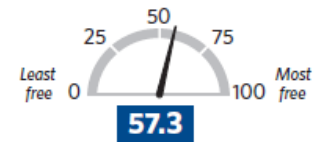
BOSNIA AND HERZEGOVINA

2013 Index of Economic Freedom

Promoting Economic Opportunity and Prosperity



Economic Freedom Score



World Rank: **103**

Regional Rank: **38**

Score Changes

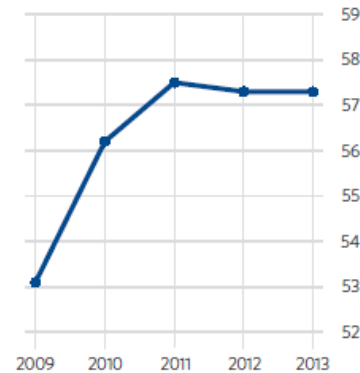
RULE OF LAW		LIMITED GOVERNMENT		REGULATORY EFFICIENCY		OPEN MARKETS	
Property Rights	0	Fiscal Freedom	-1.1	Business Freedom	-0.9	Trade Freedom	+0.4
Freedom from Corruption	0	Government Spending	+2.5	Labor Freedom	+0.8	Investment Freedom	0
				Monetary Freedom	-1.7	Financial Freedom	0



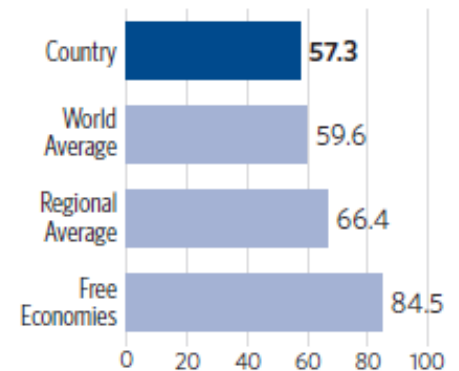
A partnership with
THE WALL STREET JOURNAL

Terry Miller
Kim R. Holmes
Edwin J. Feulner

Freedom Trend



Country Comparisons



REGULATORY EFFICIENCY

Business Freedom **54.3**
Labor Freedom **61.2**
Monetary Freedom **79.0**

